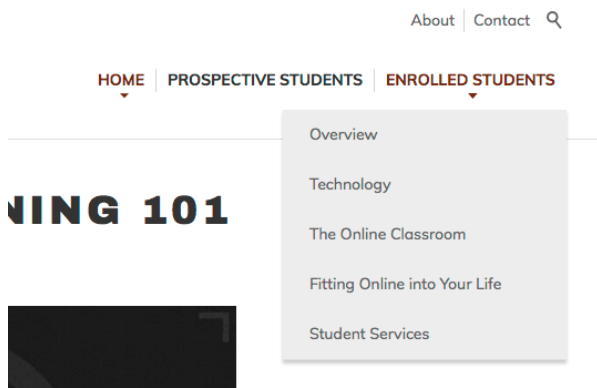


# ONL101: Accessing Enrolled Student Content

To access pages in the Enrolled Student section you need an active computing account at one of the UNC System institutions. If you have one, proceed to Step 1. If you do not, you will need to contact your ITS help desk.

**Step 1: Visit [Online Learning 101](#) and access any of the Enrolled Students pages.**



**Step 2: Select your institution from the list.**

## SELECT YOUR INSTITUTION

- CAMPUS/INSTITUTION:**
- Appalachian State University
  - East Carolina University
  - Elizabeth City State University
  - Fayetteville State University
  - NC Agricultural and Technical State University
  - North Carolina Central University
  - NC State University
  - UNC Asheville
  - UNC-Chapel Hill
  - UNC Charlotte
  - UNC General Administration
  - UNC Greensboro
  - UNC Pembroke
  - UNC Wilmington
  - UNC School of the Arts
  - UNC-TV
  - Western Carolina University
  - Winston-Salem State University
  - North Carolina School of Science and Mathematics

Please select your home institution or affiliation below



**Step 3: Use the link that appears to log in through your campus.**

## SELECT YOUR INSTITUTION

**CAMPUS/INSTITUTION:**

- UNC Greensboro
- Appalachian State University
- East Carolina University
- Elizabeth City State University
- Fayetteville State University
- NC Agricultural and Technical State University




THE UNIVERSITY *of* NORTH CAROLINA  
**GREENSBORO**

Login using your local campus credentials (userid and password) to be automatically returned here to continue.

[Login through your campus](#)

**Step 4: Log in through your campus.**

## UNCG Authentication

 **Secure Login**

**Username:**

**Password:**

*If you are having problems logging in or need to change your password, visit [reset.uncg.edu](http://reset.uncg.edu).*

**Step 5: Wait to be redirected to the Enrolled page you originally clicked on.**

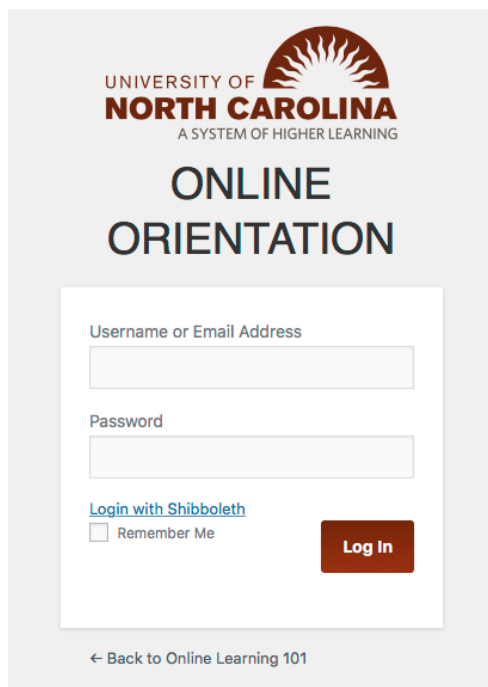
## **ENROLLED STUDENTS**



*NOTE: If you are still encountering issues logging in using the method above you may have an issue with your institution's computing account. To resolve this, you will need to contact your institution's technical support group.*

### **Important!**

Did you somehow land on the following page? If so, you can use the link that says “**Login with Shibboleth**” OR you can use the link below the box that says “**← Back to Online Learning 101**” and then navigate to the Enrolled Students section of your choice. Either option will redirect you to the Shibboleth login page with the list of institutions.



The image shows a login page for the University of North Carolina. At the top, there is the university's logo, which includes a sunburst icon and the text "UNIVERSITY OF NORTH CAROLINA A SYSTEM OF HIGHER LEARNING". Below the logo, the words "ONLINE ORIENTATION" are displayed in large, bold, black letters. The main content area is a white box containing a login form. The form has two input fields: "Username or Email Address" and "Password". Below these fields, there is a blue link that says "Login with Shibboleth" and a checkbox labeled "Remember Me". To the right of the checkbox is a brown "Log In" button. At the bottom left of the white box, there is a link that says "← Back to Online Learning 101".